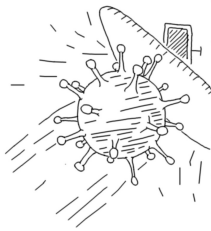


An antivirus/malware program, such as Malwarebytes.



Torrenting is unregulated, which leaves open the possibility that the material you download isn't what it says it is. The VPN will protect you from outside surveillance, but it won't protect you from the risk of malware or viruses.

Periodically scanning your computer with antivirus and antimalware tools will ensure that it remains safe and secure and running smoothly.

How To Torrent

Step One

Start your VPN. Select a location, typically from a list of countries. This will be the place that the tormented material will appear to be going, rather than to your computer.

Step Two

Look up what you're looking for on the torrent download website. If you find it, click to download the *.torrent* file. You can then either open the torrent client and use it to open the *.torrent* file, or you can click on the *.torrent* file, which will open the client. If it's your first time, you may be prompted to select the right program to open it.

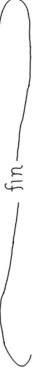
Step Three

Once the torrent reaches 100%, you should have the complete material in your downloads folder. If there aren't enough seeders to reach 100%, check the torrent site for a different *.torrent* file of the same material.

It's good etiquette to leave the torrent client open with the torrent in the queue at least some of the time. That way, you can be a seeder for others.

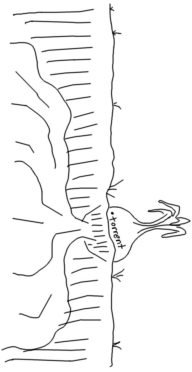
Step Four

Run your antivirus/antimalware program periodically to ensure that nothing harmful has been downloaded onto your computer.



Those websites are frequently shut down or harassed on suspicion of illegal activity. Finding working versions of them (known as mirrors) can be tricky. The Pirate Bay has been remarkably sturdy.

The process begins with a *torrent* file, which the client uses to communicate with peers who have portions of the material associated with that *torrent* file. These *torrent* files can be found on torrent download websites.



A place to download *.torrent* files, such as **The Pirate Bay**.

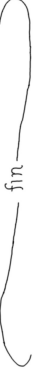
Step Three

Once the torrent reaches 100%, you should have the complete material in your downloads folder. If there aren't enough seeders to reach 100%, check the torrent site for a different *.torrent* file of the same material.

It's good etiquette to leave the torrent client open with the torrent in the queue at least some of the time. That way, you can be a seeder for others.

Step Four

Run your antivirus/antimalware program periodically to ensure that nothing harmful has been downloaded onto your computer.



**I will mention specific services by name here and in the following pages. I don't have any kind of deal with them. I merely use them as examples.*

This is the one part of your torrenting journey that will cost money. I'm afraid. Fortunately, the subscription fee for a VPN costs about the same as your typical video streaming service.

VPNs stands for Virtual Private Network. Corporations and other entities keep a close eye on fleshing networks. A VPN will hide your computer's identity and location from them.

VPN stands for Virtual Private Network. Corporations and other entities keep a close eye on fleshing networks. A VPN will hide your computer's identity and location from them.

A VPN, such as NordVPN.*

What You Will Need

A torrent client, like uTorrent.

Torrenting involves downloading portions of the desired material from multiple peers. This is known as "leeching." Torrent clients are programs that facilitate this process.

Once you have portions of the material on your own computer, the client will make them available to others in turn. This is known as "seeding." The torrent client enables you to pause, resume, or abandon this process at any time.

Important tip: Keep your VPN protection active until you've either exited the torrenting client or emptied the download queue. And always use Task Manager to double check that the client has fully closed!



Why torrent?

There are plenty of reasons to learn how to do this. I don't care if you're considered legal or not. As long as you're not causing harm to vulnerable people, you should do whatever you want.

What concerns me is our ability to preserve materials that are rare, obscure, out of print, or otherwise without reliable distribution. There are few legitimate channels remaining for this purpose. We face a future without them entirely.

Torrenting is a decentralized way to access those things and share them with each other, on our terms.



Believe it or not, this meme was the height of comedy in the mid-2000s. Comments, take note.

CC BY SA 2025 Ken Allman

TheWorldIsString.Needles.Org/Zines

A Zine by Ken

Learn to download stuff with BitTorrenting!
Amaze your friends! Fun at parties!